

Data Sheets



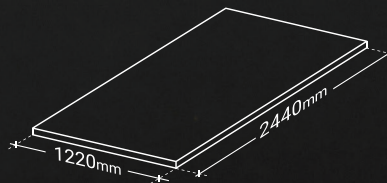
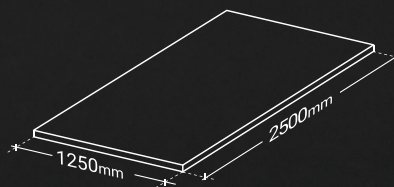
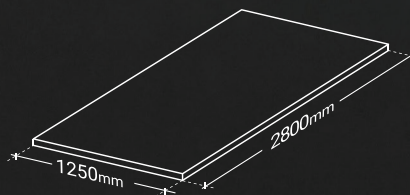
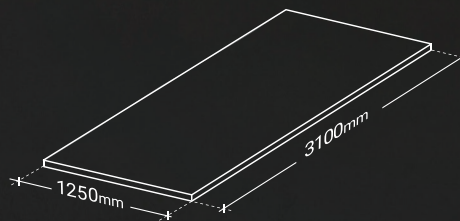
SANDWICH PANEL

Fipro® MS

Sizes
3100 x 1250 mm
2800 x 1250 mm
2500 x 1250 mm
2440 x 1220 mm

Weight
650 kg/m³
from 5,60 kg/m²

Gluing
Class 3 - E1
Polyurethane adhesive
Components Gluing E0



TECHNICAL SPECIFICATIONS OF FIPRO® MS

Thickness	Weight
mm	kg/m ²
8	5,6
10	6,9
12	8,3
16	10,7
19	12,7
22	14,3
25	16,2
30	19,5
32	20,8
40	26
50	32,5

ADDITIONAL RESULTS

Bending strength (EN 310)	4 N/mm ²
Screw extraction surface and edge (EN 320)	200 N
Tensile strength (EN 319)	0,3 N/mm ²
Delamination strength (EN 311)	0,8 N/mm ²
Residual moisture (ex works) (EN 322)	2-7%



Thermal conductivity



0,15 W/mK
at 20°



Sound reduction index

Rw = dB

28-32

