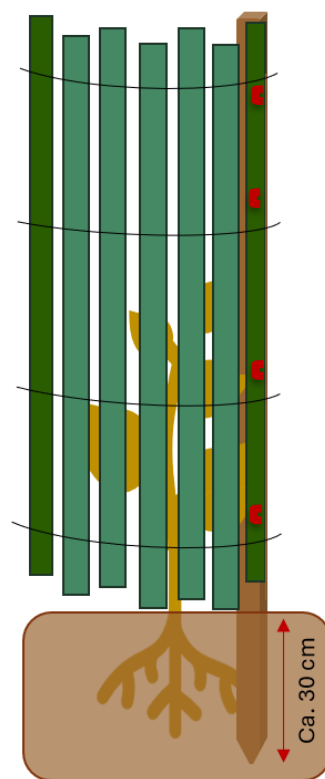





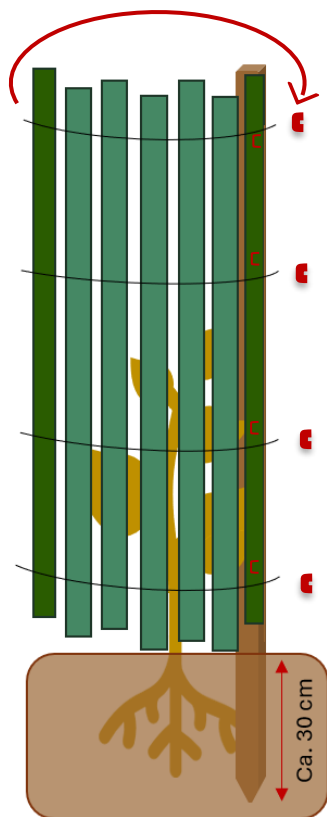
## 1. Attaching the first outer veneer

-  > fix the 1<sup>st</sup> outer veneer with clamps



## 2. Attaching the second outer veneer

-  > guide the wires towards each other
-  > tree is centered in the growth cover
-  > fix the 2<sup>nd</sup> outer veneer with clamps



### Make sure that

- the clamps are placed at least at the height of each wire
- the clamps are placed across the wood grain and lie flush, don't protrude and don't penetrate too deeply into the wood
- the wire isn't stapled on so that it can later fall to the ground and rot

