

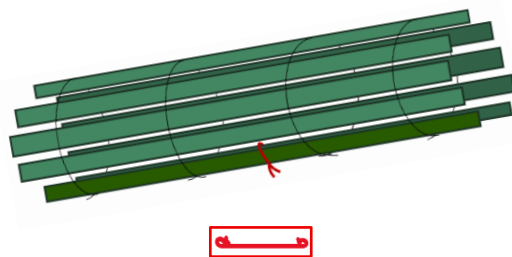
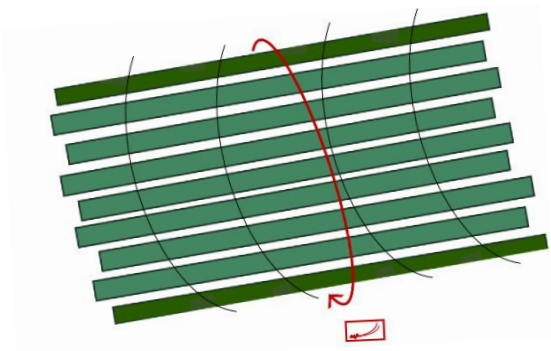






## 1. Roll up

-  > bring the outer veneers together
-  > twist the eyelet wire around the outer veneers tightly



## 2. Attach to the stake

-  > tree is centered in the growth cover
-  > the wire ends are located at the stake
-  > wrap the eyelet wire around the stake and the two outer veneers and twist tightly
-  > twist eyelet wires at height of each wire

